

**RETAIL ATTRACTIONS, LLC**  

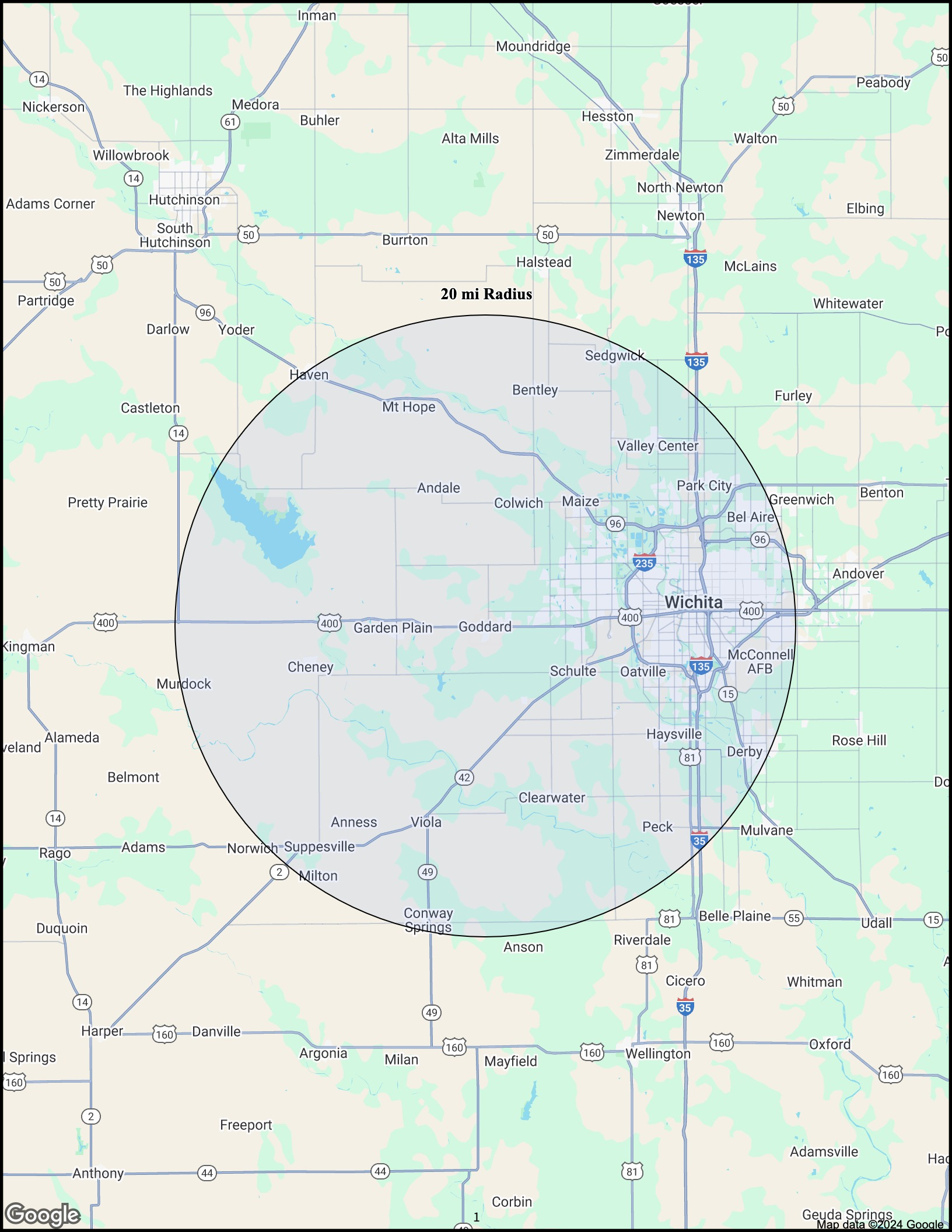
---

**Economic Development Consulting**

**Goddard, Kansas  
20mi Radius  
4th Quarter 2024**

# **Table Of Contents**

- 1. Demographics**
- 15. Opportunity Gap**
- 19. Retail Potential**
- 22. Income Summary**
- 24. Consumer Expenditure Summary**
- 28. Crime Risk**
- 30. Void Analysis**



20 mi Radius

Wichita

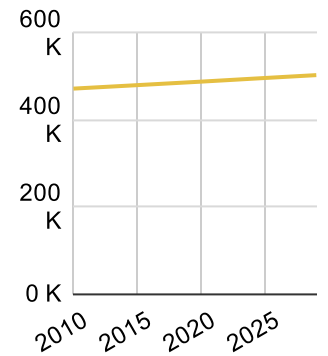
# Demographics

## Goddard, Kansas

### 20mi Radius

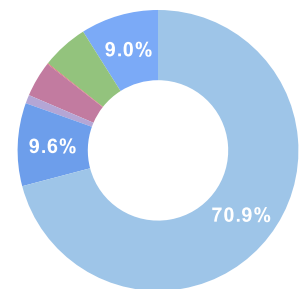
#### Population

Estimated Population (2024)	494,950
Projected Population (2029)	503,203
Census Population (2020)	488,199
Census Population (2010)	472,102
Projected Annual Growth (2024-2029)	8,253 0.3%
Historical Annual Growth (2020-2024)	6,751 0.3%
Historical Annual Growth (2010-2020)	16,097 0.3%
Estimated Population Density (2024)	394 <i>psm</i>
Trade Area Size	1,256.5 <i>sq mi</i>



#### Race and Ethnicity (2024)

Not Hispanic or Latino Population		
White	327,235	78.9%
Black or African American	45,717	11.0%
American Indian or Alaska Native	2,597	0.6%
Asian	20,093	4.8%
Hawaiian or Pacific Islander	332	-
Other Race	620	0.1%
Two or More Races	18,143	4.4%
Hispanic or Latino Population		
White	23,670	29.5%
Black or African American	1,591	2.0%
American Indian or Alaska Native	2,267	2.8%
Asian	311	0.4%
Hispanic Hawaiian or Pacific Islander	120	0.1%
Other Race	26,062	32.5%
Two or More Races	26,191	32.7%



White
Black or African American
American Indian or Alaskan Native
Asian
Hawaiian or Pacific Islander
Other Race
2+ Races

**Goddard, Kansas**

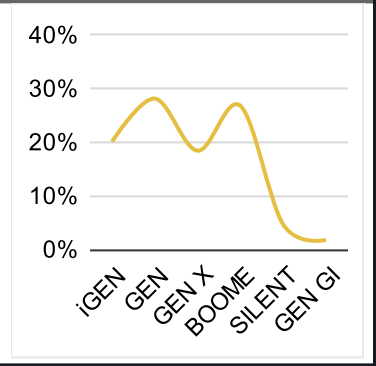
**20mi Radius**

**Age Distribution (2024)**

Age Under 5 Years	30,921	6.2%
Age 5 to 9 Years	33,265	6.7%
Age 10 to 14 Years	35,416	7.2%
Age 15 to 19 Years	34,408	7.0%
Age 20 to 24 Years	34,798	7.0%
Age 25 to 29 Years	35,763	7.2%
Age 30 to 34 Years	34,394	6.9%
Age 35 to 39 Years	33,026	6.7%
Age 40 to 44 Years	31,242	6.3%
Age 45 to 49 Years	26,937	5.4%
Age 50 to 54 Years	26,915	5.4%
Age 55 to 59 Years	27,343	5.5%
Age 60 to 64 Years	30,213	6.1%
Age 65 to 69 Years	27,161	5.5%
Age 70 to 74 Years	21,050	4.3%
Age 75 to 79 Years	14,562	2.9%
Age 80 to 84 Years	8,657	1.7%
Age 85 Years or Over	8,877	1.8%
Median Age	36.1	

**Generation (2024)**

iGeneration (Age Under 15 Years)	99,603	20.1%
Generation 9/11 Millennials (Age 15 to 34 Years)	139,364	28.2%
Gen Xers (Age 35 to 49 Years)	91,205	18.4%
Baby Boomers (Age 50 to 74 Years)	132,682	26.8%
Silent Generation (Age 75 to 84 Years)	23,219	4.7%
G.I. Generation (Age 85 Years or Over)	8,877	1.8%

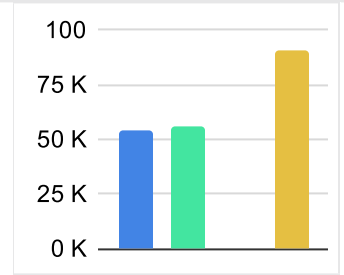
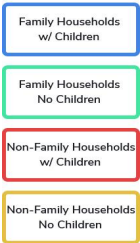


**Goddard, Kansas**

**20mi Radius**

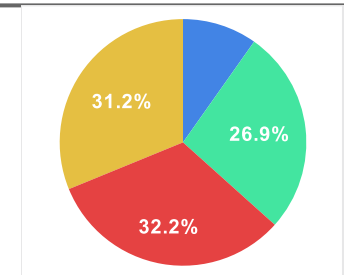
**Household Type (2024)**

Total Households	200,131
Family Households	109,527 54.7%
Family Households with Children	53,999 49.3%
Family Households No Children	55,528 50.7%
Non-Family Households	90,605 45.3%
Non-Family Households with Children	56 -
Non-Family Households No Children	90,548 99.9%



**Education Attainment (2024)**

Elementary or Some High School	31,915 9.8%
High School Graduate	87,576 26.9%
Some College or Associate Degree	104,938 32.2%
Bachelor or Graduate Degree	101,713 31.2%



**Household Income (2024)**

Estimated Average Household Income	\$92,481
Estimated Median Household Income	\$70,761
HH Income Under \$10,000	10,641 5.3%
HH Income \$10,000 to \$34,999	42,771 21.4%
HH Income \$35,000 to \$49,999	24,673 12.3%
HH Income \$50,000 to \$74,999	35,870 17.9%
HH Income \$75,000 to \$99,999	28,280 14.1%
HH Income \$100,000 to \$149,999	30,344 15.2%
HH Income \$150,000 or More	27,551 13.8%

**Goddard, Kansas**

**20mi Radius**

**Population**

Estimated Population (2024)	494,950	
Projected Population (2029)	503,203	
Census Population (2020)	488,199	
Census Population (2010)	472,102	
Projected Annual Growth (2024-2029)	8,253	0.3%
Historical Annual Growth (2020-2024)	6,751	0.3%
Historical Annual Growth (2010-2020)	16,097	0.3%
Estimated Population Density (2024)	394	psm
Trade Area Size	1,256.5	sq mi

**Households**

Estimated Households (2024)	200,131	
Projected Households (2029)	205,474	
Census Households (2020)	192,897	
Census Households (2010)	184,305	
Projected Annual Growth (2024-2029)	5,343	0.5%
Historical Annual Change (2010-2024)	15,826	0.6%

**Average Household Income**

Estimated Average Household Income (2024)	\$92,481	
Projected Average Household Income (2029)	\$95,648	
Census Average Household Income (2010)	\$58,615	
Census Average Household Income (2000)	\$51,648	
Projected Annual Change (2024-2029)	\$3,167	0.7%
Historical Annual Change (2000-2024)	\$40,833	3.3%

**Median Household Income**

Estimated Median Household Income (2024)	\$70,761	
Projected Median Household Income (2029)	\$71,880	
Census Median Household Income (2010)	\$50,004	
Census Median Household Income (2000)	\$44,165	
Projected Annual Change (2024-2029)	\$1,119	0.3%
Historical Annual Change (2000-2024)	\$26,596	2.5%

**Per Capita Income**

Estimated Per Capita Income (2024)	\$37,615	
Projected Per Capita Income (2029)	\$39,274	
Census Per Capita Income (2010)	\$22,882	
Census Per Capita Income (2000)	\$20,177	
Projected Annual Change (2024-2029)	\$1,658	0.9%
Historical Annual Change (2000-2024)	\$17,439	3.6%
Estimated Average Household Net Worth (2024)	\$786,659	





**RETAIL ATTRACTIONS, LLC**  
**Economic Development Consulting**

**Goddard, Kansas**

**20mi Radius**

**Race and Ethnicity**

Total Population (2024)	494,950	
White (2024)	350,905	70.9%
Black or African American (2024)	47,308	9.6%
American Indian or Alaska Native (2024)	4,864	1.0%
Asian (2024)	20,404	4.1%
Hawaiian or Pacific Islander (2024)	452	-
Other Race (2024)	26,682	5.4%
Two or More Races (2024)	44,335	9.0%
Population < 18 (2024)	120,196	24.3%
White Not Hispanic	65,524	54.5%
Black or African American	13,739	11.4%
Asian	3,937	3.3%
Other Race Not Hispanic	8,964	7.5%
Hispanic	28,033	23.3%
Not Hispanic or Latino Population (2024)	414,737	83.8%
Not Hispanic White	327,235	78.9%
Not Hispanic Black or African American	45,717	11.0%
Not Hispanic American Indian or Alaska Native	2,597	0.6%
Not Hispanic Asian	20,093	4.8%
Not Hispanic Hawaiian or Pacific Islander	332	-
Not Hispanic Other Race	620	0.1%
Not Hispanic Two or More Races	18,143	4.4%
Hispanic or Latino Population (2024)	80,213	16.2%
Hispanic White	23,670	29.5%
Hispanic Black or African American	1,591	2.0%
Hispanic American Indian or Alaska Native	2,267	2.8%
Hispanic Asian	311	0.4%
Hispanic Hawaiian or Pacific Islander	120	0.1%
Hispanic Other Race	26,062	32.5%
Hispanic Two or More Races	26,191	32.7%
Not Hispanic or Latino Population (2020)	408,097	83.6%
Hispanic or Latino Population (2020)	80,102	16.4%
Not Hispanic or Latino Population (2010)	408,764	86.6%
Hispanic or Latino Population (2010)	63,338	13.4%
Not Hispanic or Latino Population (2029)	417,204	82.9%
Hispanic or Latino Population (2029)	85,999	17.1%
Projected Annual Growth (2024-2029)	5,786	1.4%
Historical Annual Growth (2010-2020)	16,764	2.6%



**RETAIL ATTRACTIONS, LLC**  
**Economic Development Consulting**

**Goddard, Kansas**

**20mi Radius**

**Total Age Distribution (2024)**

Total Population	494,950	
Age Under 5 Years	30,921	6.2%
Age 5 to 9 Years	33,265	6.7%
Age 10 to 14 Years	35,416	7.2%
Age 15 to 19 Years	34,408	7.0%
Age 20 to 24 Years	34,798	7.0%
Age 25 to 29 Years	35,763	7.2%
Age 30 to 34 Years	34,394	6.9%
Age 35 to 39 Years	33,026	6.7%
Age 40 to 44 Years	31,242	6.3%
Age 45 to 49 Years	26,937	5.4%
Age 50 to 54 Years	26,915	5.4%
Age 55 to 59 Years	27,343	5.5%
Age 60 to 64 Years	30,213	6.1%
Age 65 to 69 Years	27,161	5.5%
Age 70 to 74 Years	21,050	4.3%
Age 75 to 79 Years	14,562	2.9%
Age 80 to 84 Years	8,657	1.7%
Age 85 Years or Over	8,877	1.8%
Median Age	36.1	
Age 19 Years or Less	134,011	27.1%
Age 20 to 64 Years	280,632	56.7%
Age 65 Years or Over	80,308	16.2%

**Female Age Distribution (2024)**

Female Population	244,966	49.5%
Age Under 5 Years	15,086	6.2%
Age 5 to 9 Years	16,422	6.7%
Age 10 to 14 Years	17,341	7.1%
Age 15 to 19 Years	16,093	6.6%
Age 20 to 24 Years	16,440	6.7%
Age 25 to 29 Years	17,411	7.1%
Age 30 to 34 Years	17,120	7.0%
Age 35 to 39 Years	16,476	6.7%
Age 40 to 44 Years	15,280	6.2%
Age 45 to 49 Years	13,449	5.5%
Age 50 to 54 Years	13,358	5.5%
Age 55 to 59 Years	13,537	5.5%
Age 60 to 64 Years	15,247	6.2%
Age 65 to 69 Years	13,831	5.6%
Age 70 to 74 Years	10,949	4.5%
Age 75 to 79 Years	7,771	3.2%
Age 80 to 84 Years	4,699	1.9%
Age 85 Years or Over	4,456	1.8%
Female Median Age	36.8	
Age 19 Years or Less	64,942	26.5%
Age 20 to 64 Years	138,318	56.5%
Age 65 Years or Over	41,706	17.0%



**RETAIL ATTRACTIONS, LLC**  
**Economic Development Consulting**

**Goddard, Kansas**

**20mi Radius**

**Male Age Distribution (2024)**

Male Population	249,984	50.5%
Age Under 5 Years	15,836	6.3%
Age 5 to 9 Years	16,844	6.7%
Age 10 to 14 Years	18,075	7.2%
Age 15 to 19 Years	18,315	7.3%
Age 20 to 24 Years	18,359	7.3%
Age 25 to 29 Years	18,352	7.3%
Age 30 to 34 Years	17,274	6.9%
Age 35 to 39 Years	16,549	6.6%
Age 40 to 44 Years	15,962	6.4%
Age 45 to 49 Years	13,489	5.4%
Age 50 to 54 Years	13,557	5.4%
Age 55 to 59 Years	13,807	5.5%
Age 60 to 64 Years	14,966	6.0%
Age 65 to 69 Years	13,330	5.3%
Age 70 to 74 Years	10,102	4.0%
Age 75 to 79 Years	6,791	2.7%
Age 80 to 84 Years	3,958	1.6%
Age 85 Years or Over	4,421	1.8%
Male Median Age	35.5	
Age 19 Years or Less	69,069	27.6%
Age 20 to 64 Years	142,313	56.9%
Age 65 Years or Over	38,602	15.4%

**Males per 100 Females (2024)**

Overall Comparison	102	
Age Under 5 Years	105	51.2%
Age 5 to 9 Years	103	50.6%
Age 10 to 14 Years	104	51.0%
Age 15 to 19 Years	114	53.2%
Age 20 to 24 Years	112	52.8%
Age 25 to 29 Years	105	51.3%
Age 30 to 34 Years	101	50.2%
Age 35 to 39 Years	100	50.1%
Age 40 to 44 Years	104	51.1%
Age 45 to 49 Years	100	50.1%
Age 50 to 54 Years	101	50.4%
Age 55 to 59 Years	102	50.5%
Age 60 to 64 Years	98	49.5%
Age 65 to 69 Years	96	49.1%
Age 70 to 74 Years	92	48.0%
Age 75 to 79 Years	87	46.6%
Age 80 to 84 Years	84	45.7%
Age 85 Years or Over	99	49.8%
Age 19 Years or Less	106	51.5%
Age 20 to 39 Years	105	51.1%
Age 40 to 64 Years	101	50.3%
Age 65 Years or Over	93	48.1%



**RETAIL ATTRACTIONS, LLC**  
**Economic Development Consulting**

**Goddard, Kansas**

**20mi Radius**

**Household Type (2024)**

Total Households	200,131	
Households with Children	54,055	27.0%
Average Household Size	2.4	
Household Density per Square Mile	159	
Population Family	363,330	73.4%
Population Non-Family	120,771	24.4%
Population Group Quarters	10,849	2.2%
Family Households	109,527	54.7%
Married Couple Households	77,595	70.8%
Other Family Households with Children	31,931	29.2%
Family Households with Children	53,999	49.3%
Married Couple with Children	35,631	66.0%
Other Family Households with Children	18,368	34.0%
Family Households No Children	55,528	50.7%
Married Couple No Children	41,964	75.6%
Other Family Households No Children	13,563	24.4%
Non-Family Households	90,605	45.3%
Non-Family Households with Children	56	-
Non-Family Households No Children	90,548	99.9%
Average Family Household Size	3.3	
Average Family Income	\$115,545	
Median Family Income	\$91,306	
Average Non-Family Household Size	1.3	

**Marital Status (2024)**

Population Age 15 Years or Over	395,348	
Never Married	134,795	34.1%
Currently Married	176,282	44.6%
Previously Married	84,270	21.3%
Separated	14,606	17.3%
Widowed	19,805	23.5%
Divorced	49,860	59.2%

**Educational Attainment (2024)**

Adult Population Age 25 Years or Over	326,141	
Elementary (Grade Level 0 to 8)	13,525	4.1%
Some High School (Grade Level 9 to 11)	18,390	5.6%
High School Graduate	87,576	26.9%
Some College	75,468	23.1%
Associate Degree Only	29,470	9.0%
Bachelor Degree Only	64,879	19.9%
Graduate Degree	36,834	11.3%
Any College (Some College or Higher)	206,651	63.4%
College Degree + (Bachelor Degree or Higher)	101,713	31.2%



**RETAIL ATTRACTIONS, LLC**  
**Economic Development Consulting**

**Goddard, Kansas**

**20mi Radius**

**Housing**

Total Housing Units (2024)	216,207	
Total Housing Units (2020)	210,593	
Historical Annual Growth (2020-2024)	5,614	-
Housing Units Occupied (2024)	200,131	92.6%
Housing Units Owner-Occupied	120,293	60.1%
Housing Units Renter-Occupied	79,838	39.9%
Housing Units Vacant (2024)	16,076	7.4%

**Household Size (2024)**

Total Households	200,131	
1 Person Households	81,243	40.6%
2 Person Households	73,183	36.6%
3 Person Households	20,138	10.1%
4 Person Households	13,737	6.9%
5 Person Households	7,254	3.6%
6 Person Households	3,169	1.6%
7 or More Person Households	1,407	0.7%

**Household Income Distribution (2024)**

HH Income \$200,000 or More	12,950	6.5%
HH Income \$150,000 to \$199,999	14,601	7.3%
HH Income \$125,000 to \$149,999	12,723	6.4%
HH Income \$100,000 to \$124,999	17,621	8.8%
HH Income \$75,000 to \$99,999	28,280	14.1%
HH Income \$50,000 to \$74,999	35,870	17.9%
HH Income \$35,000 to \$49,999	24,673	12.3%
HH Income \$25,000 to \$34,999	19,137	9.6%
HH Income \$15,000 to \$24,999	15,271	7.6%
HH Income \$10,000 to \$14,999	8,364	4.2%
HH Income Under \$10,000	10,641	5.3%

**Household Vehicles (2024)**

Households 0 Vehicles Available	14,290	7.1%
Households 1 Vehicle Available	67,575	33.8%
Households 2 Vehicles Available	72,674	36.3%
Households 3 or More Vehicles Available	45,593	22.8%
Total Vehicles Available	370,248	
Average Vehicles per Household	1.9	
Owner-Occupied Household Vehicles	261,858	70.7%
Average Vehicles per Owner-Occupied Household	2.2	
Renter-Occupied Household Vehicles	108,390	29.3%
Average Vehicles per Renter-Occupied Household	1.4	

**Travel Time (2024)**

Worker Base Age 16 years or Over	238,306	
Travel to Work in 14 Minutes or Less	75,198	31.6%
Travel to Work in 15 to 29 Minutes	107,313	45.0%
Travel to Work in 30 to 59 Minutes	30,270	12.7%
Travel to Work in 60 Minutes or More	6,582	2.8%
Work at Home	18,942	7.9%
Average Minutes Travel to Work	17.6	



**RETAIL ATTRACTIONS, LLC**  
**Economic Development Consulting**

**Goddard, Kansas**

**20mi Radius**

**Transportation To Work (2024)**

Worker Base Age 16 years or Over	238,306	
Drive to Work Alone	188,261	79.0%
Drive to Work in Carpool	21,874	9.2%
Travel to Work by Public Transportation	1,606	0.7%
Drive to Work on Motorcycle	305	0.1%
Bicycle to Work	1,338	0.6%
Walk to Work	3,013	1.3%
Other Means	2,967	1.2%
Work at Home	18,942	7.9%

**Daytime Demographics (2024)**

Total Businesses	14,922	
Total Employees	180,708	
Company Headquarter Businesses	699	4.7%
Company Headquarter Employees	31,733	17.6%
Employee Population per Business	12.1	to 1
Residential Population per Business	33.2	to 1
Adj. Daytime Demographics Age 16 Years or Over	327,814	

**Labor Force**

Labor Population Age 16 Years or Over (2024)	388,395	
Labor Force Total Males (2024)	195,717	50.4%
Male Civilian Employed	127,129	65.0%
Male Civilian Unemployed	4,493	2.3%
Males in Armed Forces	2,626	1.3%
Males Not in Labor Force	61,469	31.4%
Labor Force Total Females (2024)	192,678	49.6%
Female Civilian Employed	111,282	57.8%
Female Civilian Unemployed	3,307	1.7%
Females in Armed Forces	253	0.1%
Females Not in Labor Force	77,836	40.4%
Unemployment Rate	7,801	2.0%

**Occupation (2024)**

Occupation Population Age 16 Years or Over	238,306	
Occupation Total Males	127,043	53.3%
Occupation Total Females	111,263	46.7%
Management, Business, Financial Operations	36,716	15.4%
Professional, Related	56,952	23.9%
Service	32,617	13.7%
Sales, Office	48,496	20.4%
Farming, Fishing, Forestry	1,404	0.6%
Construction, Extraction, Maintenance	20,337	8.5%
Production, Transport, Material Moving	41,785	17.5%
White Collar Workers	142,163	59.7%
Blue Collar Workers	96,142	40.3%



<b>Goddard, Kansas</b>		
<b>20mi Radius</b>		
<b>Units In Structure (2024)</b>		
Total Units	200,131	
1 Detached Unit	136,921	68.4%
1 Attached Unit	9,365	4.7%
2 Units	6,403	3.2%
3 to 4 Units	8,380	4.2%
5 to 9 Units	6,559	3.3%
10 to 19 Units	11,709	5.9%
20 to 49 Units	7,285	3.6%
50 or More Units	7,254	3.6%
Mobile Home or Trailer	6,243	3.1%
Other Structure	11	-
<b>Homes Built By Year (2024)</b>		
Homes Built 2020 or later	4,173	1.9%
Homes Built 2010 to 2019	16,591	7.7%
Homes Built 2000 to 2009	25,500	11.8%
Homes Built 1990 to 1999	20,240	9.4%
Homes Built 1980 to 1989	26,438	12.2%
Homes Built 1970 to 1979	28,317	13.1%
Homes Built 1960 to 1969	15,977	7.4%
Homes Built 1950 to 1959	31,580	14.6%
Homes Built 1940 to 1949	11,779	5.4%
Homes Built Before 1939	19,536	9.0%
Median Age of Homes	48.1	yrs
<b>Home Values (2024)</b>		
Owner Specified Housing Units	120,293	
Home Values \$1,000,000 or More	1,255	1.0%
Home Values \$750,000 to \$999,999	2,131	1.8%
Home Values \$500,000 to \$749,999	4,265	3.5%
Home Values \$400,000 to \$499,999	6,267	5.2%
Home Values \$300,000 to \$399,999	13,819	11.5%
Home Values \$250,000 to \$299,999	11,599	9.6%
Home Values \$200,000 to \$249,999	16,925	14.1%
Home Values \$175,000 to \$199,999	8,376	7.0%
Home Values \$150,000 to \$174,999	12,596	10.5%
Home Values \$125,000 to \$149,999	7,904	6.6%
Home Values \$100,000 to \$124,999	10,887	9.1%
Home Values \$90,000 to \$99,999	3,613	3.0%
Home Values \$80,000 to \$89,999	4,210	3.5%
Home Values \$70,000 to \$79,999	3,529	2.9%
Home Values \$60,000 to \$69,999	3,152	2.6%
Home Values \$50,000 to \$59,999	2,026	1.7%
Home Values \$35,000 to \$49,999	2,040	1.7%
Home Values \$25,000 to \$34,999	1,152	1.0%
Home Values \$10,000 to \$24,999	2,045	1.7%
Home Values Under \$10,000	2,502	2.1%
Owner-Occupied Median Home Value	\$195,988	
Renter-Occupied Median Rent	\$755	



**RETAIL ATTRACTIONS, LLC**  
**Economic Development Consulting**

**Goddard, Kansas**

**20mi Radius**

**Total Annual Consumer Expenditure (2024)**

Total Household Expenditure	\$13.17 B
Total Non-Retail Expenditure	\$6.96 B
Total Retail Expenditure	\$6.2 B
Apparel	\$461.78 M
Contributions	\$433.96 M
Education	\$392.53 M
Entertainment	\$744.81 M
Food and Beverages	\$1.93 B
Furnishings and Equipment	\$463.11 M
Gifts	\$325.58 M
Health Care	\$1.12 B
Household Operations	\$517.28 M
Miscellaneous Expenses	\$249.87 M
Personal Care	\$176.83 M
Personal Insurance	\$92.41 M
Reading	\$28.97 M
Shelter	\$2.79 B
Tobacco	\$79.85 M
Transportation	\$2.39 B
Utilities	\$969.45 M

**Monthly Household Consumer Expenditure (2024)**

Total Household Expenditure	\$5,484	
Total Non-Retail Expenditure	\$2,900	52.9%
Total Retail Expenditures	\$2,583	47.1%
Apparel	\$192	3.5%
Contributions	\$181	3.3%
Education	\$163	3.0%
Entertainment	\$310	5.7%
Food and Beverages	\$806	14.7%
Furnishings and Equipment	\$193	3.5%
Gifts	\$136	2.5%
Health Care	\$465	8.5%
Household Operations	\$215	3.9%
Miscellaneous Expenses	\$104	1.9%
Personal Care	\$74	1.3%
Personal Insurance	\$38	0.7%
Reading	\$12	0.2%
Shelter	\$1,161	21.2%
Tobacco	\$33	0.6%
Transportation	\$996	18.2%
Utilities	\$404	7.4%



---

# OPPORTUNITY GAP CATEGORY INFORMATION (RETAIL CATEGORIES)

---

## **Vehicle and Parts Dealers**

New and used automobile dealers, motorcycle dealers, recreation vehicle dealers, all-terrain vehicles dealers, boat dealers, auto parts stores, auto accessories stores and tire dealers

## **Furniture and Home Furnishings Stores**

Furniture stores, home furnishing stores, home decorating stores and floor covering stores

## **Electronics and Appliance Stores**

Household appliance stores, electronics stores, computer and software stores and camera and photographic equipment stores

## **Building Materials and Garden Supply Stores**

Building material and supply dealers, home improvement centers, paint and wallpaper stores, hardware stores, lumberyards, lawn and garden stores, outdoor power equipment stores and nursery and garden centers

## **Food and Beverage Stores**

Grocery stores, supermarkets, convenience stores, specialty food stores and beer, wine, and liquor stores

## **Health and Personal Care Stores**

Pharmacies, drug stores, cosmetic dealers, beauty supply stores, perfume stores, optical goods stores, health care stores and personal care stores

## **Gasoline Stations**

Gasoline stations and gasoline stations with convenience stores

## **Clothing and Clothing Accessories Stores**

Men's clothing stores, women's clothing stores, children's and infants clothing stores, family clothing stores, clothing accessories stores, shoe stores, jewelry stores, luggage stores, leather goods stores

## **Sporting Goods and Hobby Stores**

Sporting goods stores, hobby stores, toy stores, sewing and needlepoint stores, musical instrument and supply stores, book stores, newsstands, music stores

## **General Merchandise Stores**

Department stores and other general merchandise stores

## **Miscellaneous Store Retailers**

Florists, office supply stores, stationery stores, gift and souvenir stores, used merchandise stores and other miscellaneous retailers

## **Foodservice and Drinking Places**

Full-service restaurants, limited service eating places, special foodservices, taverns and bars

## Goddard, Kansas

## 20mi Radius

	Potential / Sales	Index
<b>Clothing, Clothing Accessories Stores</b>	\$281.33 M / \$215.54 M	23
Men's Clothing Stores	\$9.97 M / \$13.88 M	-28
Women's Clothing Stores	\$43.26 M / \$41.02 M	5
Children's, Infants' Clothing Stores	\$18.27 M / \$13.17 M	28
Family Clothing Stores	\$115.04 M / \$63.55 M	45
Clothing Accessory Stores	\$9.3 M / \$2.7 M	71
Other Apparel Stores	\$14.07 M / \$25.76 M	-45
Shoe Stores	\$46.96 M / \$28.43 M	39
Jewelry Stores	\$22.68 M / \$26.34 M	-14
Luggage Stores	\$1.78 M / \$686.37 K	61
<b>Furniture, Home Furnishings Stores</b>	\$138.31 M / \$86.14 M	38
Furniture Stores	\$85.35 M / \$70.53 M	17
Floor Covering Stores	\$14.48 M / \$9.64 M	33
Other Home Furnishing Stores	\$38.47 M / \$5.98 M	84
<b>Electronics, Appliance Stores</b>	\$104.29 M / \$98.12 M	6
<b>Building Material, Garden Equipment, Supplies Dealers</b>	\$337.52 M / \$439.04 M	-23
Home Centers	\$158.78 M / \$211.48 M	-25
Paint, Wallpaper Stores	\$11.61 M / \$8.81 M	24
Hardware Stores	\$14.62 M / \$15.44 M	-5
Other Building Materials Stores	\$112.27 M / \$143.67 M	-22
Outdoor Power Equipment Stores	\$5.36 M / \$8.21 M	-35
Nursery, Garden Stores	\$34.88 M / \$51.44 M	-32
<b>Food, Beverage Stores</b>	\$902.79 M / \$660.22 M	27
Grocery Stores	\$805.59 M / \$548.73 M	32
Convenience Stores	\$31.27 M / \$19.05 M	39
Meat Markets	\$9.2 M / \$28.57 M	-68
Fish, Seafood Markets	\$3.34 M / \$209.84 K	94
Fruit, Vegetable Markets	\$5.6 M / -	100
Other Specialty Food Markets	\$9.65 M / \$4.05 M	58
Liquor Stores	\$38.15 M / \$59.62 M	-36

**Goddard, Kansas**

**20mi Radius**

	Potential / Sales	Index
<b>Health, Personal Care Stores</b>	\$223.68 M / \$164.73 M	26
Pharmacy, Drug Stores	\$187.29 M / \$141.26 M	25
Cosmetics, Beauty Stores	\$10.99 M / \$4.48 M	59
Optical Goods Stores	\$12.56 M / \$6.99 M	44
Other Health, Personal Care Stores	\$12.83 M / \$12 M	6
<b>Sporting Goods, Hobby, Book, Music Stores</b>	\$106.05 M / \$154.45 M	-31
Sporting Goods Stores	\$58.06 M / \$101.2 M	-43
Hobby, Toy, Game Stores	\$16.75 M / \$13.76 M	18
Sewing, Needlecraft Stores	\$5.35 M / \$3.1 M	42
Musical Instrument Stores	\$4.75 M / \$8.21 M	-42
Book Stores	\$21.14 M / \$28.17 M	-25
<b>General Merchandise Stores</b>	\$889.25 M / \$1.33 B	-33
Department Stores	\$230.73 M / \$319.35 M	-28
Warehouse Superstores	\$571.42 M / \$886.09 M	-36
Other General Merchandise Stores	\$87.11 M / \$121.91 M	-29
<b>Miscellaneous Store Retailers</b>	\$121.86 M / \$124.74 M	-2
Florists	\$4.32 M / \$2.11 M	51
Office, Stationary Stores	\$12.14 M / \$23.92 M	-49
Gift, Souvenir Stores	\$14.6 M / \$6.91 M	53
Used Merchandise Stores	\$8.45 M / \$8.8 M	-4
Pet, Pet Supply Stores	\$49.52 M / \$56.95 M	-13
Art Dealers	\$3.99 M / \$2.49 M	38
Mobile Home Dealers	\$7.26 M / \$5.07 M	30
Other Miscellaneous Retail Stores	\$21.58 M / \$18.49 M	14
<b>Non-Store Retailers</b>	\$411.13 M / \$75.59 M	82
Mail Order, Catalog Stores	\$342.19 M / \$50.17 M	85
Vending Machines	\$9.3 M / \$4.67 M	50
Fuel Dealers	\$33.53 M / \$17.3 M	48
Other Direct Selling Establishments	\$26.11 M / \$3.45 M	87

**Goddard, Kansas**

**20mi Radius**

	Potential / Sales	Index
<b>Accommodation, Food Services</b>	\$792.11 M / \$728.59 M	8
Hotels, Other Travel Accommodations	\$43.64 M / \$47.67 M	-8
RV Parks	\$415.95 K / \$97.26 K	77
Rooming, Boarding Houses	\$311.12 K / \$314.16 K	-1
Full Service Restaurants	\$463.61 M / \$409.29 M	12
Limited Service Restaurants	\$215.38 M / \$247.69 M	-13
Special Food Services, Catering	\$68.76 M / \$29.6 M	57
Drinking Places	\$20.01 M / \$13.93 M	30
<b>Gasoline Stations</b>	\$656.94 M / \$590.59 M	10
<b>Motor Vehicle, Parts Dealers</b>	\$1.22 B / \$973.84 M	20
New Car Dealers	\$933.87 M / \$609.62 M	35
Used Car Dealers	\$96.33 M / \$143.54 M	-33
Recreational Vehicle Dealers	\$19.92 M / \$2.91 M	85
Motorcycle, Boat Dealers	\$42.75 M / \$49.44 M	-14
Auto Parts, Accessories	\$75.69 M / \$74.78 M	1
Tire Dealers	\$50.62 M / \$93.55 M	-46
2024 Population	494,950	
2029 Population	503,203	
% Population Change 2024-2029	1.7%	
2024 Adult Population Age 18+	374,754	
2024 Population Male	249,984	
2024 Population Female	244,966	
2024 Households	200,131	
2024 Median Household Income	70,761	
2024 Average Household Income	92,481	

# **Retail Potential**

<b>Goddard, Kansas</b>	
<b>20mi Radius</b>	
2024 Population	494,950
2029 Population	503,203
% Population Change 2020-2024	1.4%
2024 Adult Population Age 18+	\$374,754
2024 Population Male	\$249,984
2024 Population Female	\$244,966
2024 Households	\$200,131
2024 Median Household Income	\$70,761
2024 Average Household Income	\$92,481
<b>Clothing, Clothing Accessories Stores</b>	<b>\$281.33 M</b>
Men's Clothing Stores	\$9.97 M
Women's Clothing Stores	\$43.26 M
Children's, Infants' Clothing Stores	\$18.27 M
Family Clothing Stores	\$115.04 M
Clothing Accessory Stores	\$9.3 M
Other Apparel Stores	\$14.07 M
Shoe Stores	\$46.96 M
Jewelry Stores	\$22.68 M
Luggage Stores	\$1.78 M
<b>Furniture, Home Furnishings Stores</b>	<b>\$138.31 M</b>
Furniture Stores	\$85.35 M
Floor Covering Stores	\$14.48 M
Other Home Furnishing Stores	\$38.47 M
<b>Electronics, Appliance Stores</b>	<b>\$104.29 M</b>
<b>Gasoline Stations</b>	<b>\$656.94 M</b>
<b>Building Material, Garden Equipment, Supplies Dealers</b>	<b>\$337.52 M</b>
Home Centers	\$158.78 M
Paint, Wallpaper Stores	\$11.61 M
Hardware Stores	\$14.62 M
Other Building Materials Stores	\$112.27 M
Outdoor Power Equipment Stores	\$5.36 M
Nursery, Garden Stores	\$34.88 M
<b>Food, Beverage Stores</b>	<b>\$902.79 M</b>
Grocery Stores	\$805.59 M
Convenience Stores	\$31.27 M
Meat Markets	\$9.2 M
Fish, Seafood Markets	\$3.34 M
Fruit, Vegetable Markets	\$5.6 M
Other Specialty Food Markets	\$9.65 M
Liquor Stores	\$38.15 M

<b>Goddard, Kansas</b>	
<b>20mi Radius</b>	
<b>Health, Personal Care Stores</b>	\$223.68 M
Pharmacy, Drug Stores	\$187.29 M
Cosmetics, Beauty Stores	\$10.99 M
Optical Goods Stores	\$12.56 M
Other Health, Personal Care Stores	\$12.83 M
<b>Sporting Goods, Hobby, Book, Music Stores</b>	\$106.05 M
Sporting Goods Stores	\$58.06 M
Hobby, Toy, Game Stores	\$16.75 M
Sewing, Needlecraft Stores	\$5.35 M
Musical Instrument Stores	\$4.75 M
Book Stores	\$21.14 M
<b>General Merchandise Stores</b>	\$889.25 M
Department Stores	\$230.73 M
Warehouse Superstores	\$571.42 M
Other General Merchandise Stores	\$87.11 M
<b>Miscellaneous Store Retailers</b>	\$121.86 M
Florists	\$4.32 M
Office, Stationary Stores	\$12.14 M
Gift, Souvenir Stores	\$14.6 M
Used Merchandise Stores	\$8.45 M
Pet, Pet Supply Stores	\$49.52 M
Art Dealers	\$3.99 M
Mobile Home Dealers	\$7.26 M
Other Miscellaneous Retail Stores	\$21.58 M
<b>Non-Store Retailers</b>	\$411.13 M
Mail Order, Catalog Stores	\$342.19 M
Vending Machines	\$9.3 M
Fuel Dealers	\$33.53 M
Other Direct Selling Establishments	\$26.11 M
<b>Accommodation, Food Services</b>	\$812.12 M
Hotels, Other Travel Accommodations	\$43.64 M
RV Parks	\$415.95 K
Rooming, Boarding Houses	\$311.12 K
Full Service Restaurants	\$463.61 M
Limited Service Restaurants	\$215.38 M
Special Food Services, Catering	\$68.76 M
Drinking Places	\$20.01 M
<b>Motor Vehicle, Parts Dealers</b>	\$1.22 B
New Car Dealers	\$933.87 M
Used Car Dealers	\$96.33 M
Recreational Vehicle Dealers	\$19.92 M
Motorcycle, Boat Dealers	\$42.75 M
Auto Parts, Accessories	\$75.69 M
Tire Dealers	\$50.62 M

# **Income Summary**



<b>Goddard, Kansas</b>		
<b>20mi Radius</b>		
<b>Population</b>		
Estimated Population (2024)	494,950	
Projected Population (2029)	503,203	
Census Population (2020)	488,199	
Census Population (2010)	472,102	
<i>Projected Annual Growth (2024 to 2029)</i>	8,253	0.3%
<i>Historical Annual Growth (2020 to 2024)</i>	6,751	0.3%
<i>Historical Annual Growth (2010 to 2020)</i>	16,097	0.3%
<b>Households</b>		
Estimated Households (2024)	200,131	
Projected Households (2029)	205,474	
Census Households (2020)	192,897	
Census Households (2010)	184,305	
<i>Projected Annual Growth (2024 to 2029)</i>	5,343	0.5%
<i>Historical Annual Growth (2020 to 2024)</i>	7,234	0.9%
<i>Historical Annual Growth (2010 to 2020)</i>	8,592	0.5%
<b>Average Household Income</b>		
Estimated Average Household Income (2024)	\$92,481	
Projected Average Household Income (2029)	\$95,648	
Census Average Household Income (2020)	\$58,615	
Census Average Household Income (2010)	\$51,648	
<i>Projected Annual Growth (2024 to 2029)</i>	\$3,167	0.7%
<i>Historical Annual Growth (2020 to 2024)</i>	\$33,865	4.1%
<i>Historical Annual Growth (2010 to 2020)</i>	\$6,967	1.3%
<b>Median Household Income</b>		
Estimated Median Household Income (2024)	\$70,761	
Projected Median Household Income (2029)	\$71,880	
Census Median Household Income (2020)	\$50,004	
Census Median Household Income (2010)	\$44,165	
<i>Projected Annual Growth (2024 to 2029)</i>	\$1,119	0.3%
<i>Historical Annual Growth (2020 to 2024)</i>	\$20,757	3.0%
<i>Historical Annual Growth (2010 to 2020)</i>	\$5,839	1.3%
<b>Per Capita Income</b>		
Estimated Per Capita Income (2024)	\$37,615	
Projected Per Capita Income (2029)	\$39,274	
Census Per Capita Income (2020)	\$22,882	
Census Per Capita Income (2010)	\$20,177	
<i>Projected Annual Growth (2024 to 2029)</i>	\$1,658	0.9%
<i>Historical Annual Growth (2020 to 2024)</i>	\$14,734	4.6%
<i>Historical Annual Growth (2010 to 2020)</i>	\$2,705	1.3%
<b>Other Income</b>		
Estimated Families (2024)	109,527	
Estimated Average Family Income (2024)	\$115,545	
Estimated Median Family Income (2024)	\$91,306	
Estimated Average Household Net Worth (2024)	\$786,659	

# **Consumer Expenditure Summary**

# Consumer Expenditure Summary



<b>Goddard, Kansas</b>		
<b>20mi Radius</b>		
Estimated Population		494,950
Estimated Households		200,131
<b>Household Expenditure</b>		<b>\$13.17 B</b>
Per Household ~ Per Capita	\$65,803	\$26,607
Non-Retail Expenditures	\$6.96 B	52.9%
Per Household ~ Per Capita	\$34,801	\$14,072
Retail Expenditures	\$6.2 B	47.1%
Per Household ~ Per Capita	\$31,002	\$12,535
Apparel	\$461.78 M	3.5%
Per Household ~ Per Capita	\$2,307	\$933
Contributions	\$433.96 M	3.3%
Per Household ~ Per Capita	\$2,168	\$877
Education	\$392.53 M	3.0%
Per Household ~ Per Capita	\$1,961	\$793
Entertainment	\$744.81 M	5.7%
Per Household ~ Per Capita	\$3,722	\$1,505
Food, Beverages	\$1.93 B	14.7%
Per Household ~ Per Capita	\$9,668	\$3,909
Furnishings, Equipment	\$463.11 M	3.5%
Per Household ~ Per Capita	\$2,314	\$936
Gifts	\$325.58 M	2.5%
Per Household ~ Per Capita	\$1,627	\$658
Health Care	\$1.12 B	8.5%
Per Household ~ Per Capita	\$5,579	\$2,256
Household Operations	\$517.28 M	3.9%
Per Household ~ Per Capita	\$2,585	\$1,045
Miscellaneous Expenses	\$249.87 M	1.9%
Per Household ~ Per Capita	\$1,249	\$505
Personal Care	\$176.83 M	1.3%
Per Household ~ Per Capita	\$884	\$357
Personal Insurance	\$92.41 M	0.7%
Per Household ~ Per Capita	\$462	\$187
Reading	\$28.97 M	0.2%
Per Household ~ Per Capita	\$145	\$59
Shelter	\$2.79 B	21.2%
Per Household ~ Per Capita	\$13,935	\$5,634
Tobacco	\$79.85 M	0.6%
Per Household ~ Per Capita	\$399	\$161
Transportation	\$2.39 B	18.2%
Per Household ~ Per Capita	\$11,954	\$4,834
Utilities	\$969.45 M	7.4%
Per Household ~ Per Capita	\$4,844	\$1,959

<b>Goddard, Kansas</b>		
<b>20mi Radius</b>		
<b>Population / Households (2024)</b>		
Estimated Population		494,950
Estimated Households		200,131
<b>Total Annual Consumer Expenditure (2024)</b>		
Total Household Expenditure		\$13.17 B
Total Non-Retail Expenditure		\$6.96 B
Total Retail Expenditure		\$6.2 B
Apparel		\$461.78 M
Contributions		\$433.96 M
Education		\$392.53 M
Entertainment		\$744.81 M
Food and Beverages		\$1.93 B
Furnishings and Equipment		\$463.11 M
Gifts		\$325.58 M
Health Care		\$1.12 B
Household Operations		\$517.28 M
Miscellaneous Expenses		\$249.87 M
Personal Care		\$176.83 M
Personal Insurance		\$92.41 M
Reading		\$28.97 M
Shelter		\$2.79 B
Tobacco		\$79.85 M
Transportation		\$2.39 B
Utilities		\$969.45 M
<b>Monthly Household Consumer Expenditure (2024)</b>		
Total Household Expenditure		\$5,484
Total Non-Retail Expenditure		\$2,900 52.9%
Total Retail Expenditure		\$2,583 47.1%
Apparel		\$192 3.5%
Contributions		\$181 3.3%
Education		\$163 3.0%
Entertainment		\$310 5.7%
Food and Beverages		\$806 14.7%
Furnishings and Equipment		\$193 3.5%
Gifts		\$136 2.5%
Health Care		\$465 8.5%
Household Operations		\$215 3.9%
Miscellaneous Expenses		\$104 1.9%
Personal Care		\$74 1.3%
Personal Insurance		\$38 0.7%
Reading		\$12 0.2%
Shelter		\$1,161 21.2%
Tobacco		\$33 0.6%
Transportation		\$996 18.2%
Utilities		\$404 7.4%

# Consumer Expenditure Trend



<b>Goddard, Kansas</b>	
<b>20mi Radius</b>	
<b>Population / Households (2029)</b>	
Projected Population	503,203
Projected Households	205,474
<b>Total Annual Consumer Expenditure (2029)</b>	
Total Household Expenditure	\$13.72 B
Total Non-Retail Expenditure	\$7.26 B
Total Retail Expenditure	\$6.46 B
Apparel	\$481.48 M
Contributions	\$452.97 M
Education	\$410.77 M
Entertainment	\$775.66 M
Food and Beverages	\$2.01 B
Furnishings and Equipment	\$482.05 M
Gifts	\$340.18 M
Health Care	\$1.16 B
Household Operations	\$539.16 M
Miscellaneous Expenses	\$260.4 M
Personal Care	\$184.15 M
Personal Insurance	\$96.19 M
Reading	\$30.18 M
Shelter	\$2.91 B
Tobacco	\$82.98 M
Transportation	\$2.49 B
Utilities	\$1.01 B
<b>Consumer Expenditure Growth (2024 to 2029)</b>	
Total Household Expenditure	\$548.44 M
Total Non-Retail Expenditure	\$294.68 M
Total Retail Expenditure	\$253.77 M
Apparel	\$19.7 M
Contributions	\$19 M
Education	\$18.24 M
Entertainment	\$30.86 M
Food and Beverages	\$79.71 M
Furnishings and Equipment	\$18.94 M
Gifts	\$14.61 M
Health Care	\$44.12 M
Household Operations	\$21.88 M
Miscellaneous Expenses	\$10.53 M
Personal Care	\$7.32 M
Personal Insurance	\$3.78 M
Reading	\$1.22 M
Shelter	\$119.88 M
Tobacco	\$3.13 M
Transportation	\$96.58 M
Utilities	\$38.95 M

# **Crime Risk**

<b>Goddard, Kansas</b>	
<b>20mi Radius</b>	
<b>Demographics</b>	
Population	494,950
Census Population	488,199
Households	200,131
Average Household Income	\$92,481
Median Household Income	\$70,761
Per Capita Income	\$37,615
<b>Total Crime</b>	
Crime Index	206
Crime Level	Very High
<b>Personal Crime</b>	
Crime Index	226
Crime Level	Very High
<b>Murder</b>	
Crime Index	123
Crime Level	Above Average
<b>Rape</b>	
Crime Index	183
Crime Level	Very High
<b>Robbery</b>	
Crime Index	132
Crime Level	Above Average
<b>Assault</b>	
Crime Index	264
Crime Level	Very High
<b>Property Crime</b>	
Crime Index	202
Crime Level	Very High
<b>Burglary</b>	
Crime Index	190
Crime Level	Very High
<b>Larceny</b>	
Crime Index	206
Crime Level	Very High
<b>Motor Vehicle Theft</b>	
Crime Index	195
Crime Level	Very High

\* Crime Index: 100 = National Average Adjusted for Population

# **Void Analysis**



## Void Analysis



<b>Goddard, Kansas 20mi Radius</b>	<b>Site / Market Locations</b>	<b>Avg Square Footage</b>	<b>Closest Location</b>
<b>Auto Parts Tires</b>			
AAMCO	4 / 0	5,000	
Advance Auto Parts	5 / 0	9,400	
AutoZone	15 / 1	6,600	
Caliber Collision	1 / 0	15,100	
Crash Champions	2 / 0	11,700	
Discount Tire	3 / 0	7,900	
Firestone	5 / 0	9,000	
Gerber Collision & Glass	8 / 0	10,500	
Jiffy Lube	8 / 0	2,500	
Meineke	6 / 0	3,400	
Midas	3 / 0	4,800	
NAPA	1 / 0	6,200	
O'Reilly	16 / 1	8,500	
Quick Lane	2 / 0	7,400	
Take 5 Oil Change	2 / 0	2,100	
Tires Plus	2 / 0	6,600	
Valvoline Instant Oil Change	2 / 0	3,400	
<b>Banks</b>			
Bank of America	8 / 0	5,000	
BMO Harris Bank	4 / 0	5,400	
Commerce Bank	9 / 0	5,000	
JRMB	3 / 0	4,600	
Simmons First National Bank	1 / 0	5,700	
UMB Bank	2 / 0	6,900	
Wells Fargo	2 / 0	3,500	
<b>Banks Minor</b>			
Bank	117 / 2		
<b>Book Stores</b>			
Barnes & Noble	1 / 0	15,400	
Half Price Books	1 / 0	9,200	
<b>Car Washes</b>			
Club Car Wash	8 / 0	5,500	
Take 5 Car Wash	1 / 0	5,900	
Tommy's Express Car Wash	2 / 0	6,000	
Zips Car Wash	6 / 0	4,900	
<b>Clothing Apparel</b>			

<b>Goddard, Kansas 20mi Radius</b>	<b>Site / Market Locations</b>	<b>Avg Square Footage</b>	<b>Closest Location</b>
Aerie	1 / 0	3,900	
Aeropostale	1 / 0	3,700	
American Eagle Outfitters	1 / 0	6,100	
Ann Taylor Loft	1 / 0	6,200	
Athleta	1 / 0	4,800	
Buckle	2 / 0	5,100	
Carters	2 / 0	5,200	
Cato	2 / 0	5,000	
Chico's	1 / 0	3,700	
Citi Trends	1 / 0	14,600	
Coach	1 / 0	4,900	
Eddie Bauer	2 / 0	5,700	
Express	1 / 0	7,900	
Forever 21	1 / 0	18,500	
Francesca's	1 / 0	1,900	
Gap	1 / 0	10,100	
H And M	1 / 0	16,200	
Hollister Co.	1 / 0	6,600	
Hot Topic	2 / 0	1,700	
J. Jill	1 / 0	4,500	
Jos. A. Bank	1 / 0	4,700	
Lane Bryant	2 / 0	6,000	
Lululemon	1 / 0	3,400	
maurices	3 / 0	6,000	
Men's Wearhouse	2 / 0	6,100	
Nordstrom Rack	1 / 0	35,900	
Old Navy	2 / 0	18,000	
PacSun	1 / 0	4,100	
Rainbow	1 / 0	9,100	
Rue21	1 / 0	5,600	
SOMA	1 / 0	2,900	
Talbots	1 / 0	4,600	
The Childrens Place	1 / 0	4,700	
Tilly's	1 / 0	7,900	
Torrid	1 / 0	3,000	
Victoria's Secret	2 / 0	6,000	
White House   Black Market	1 / 0	1,800	

<b>Goddard, Kansas 20mi Radius</b>	<b>Site / Market Locations</b>	<b>Avg Square Footage</b>	<b>Closest Location</b>
<b>Computers Electronic</b>			
Best Buy	2 / 0	35,600	
<b>Convenience Stores</b>			
Caseys General Store	12 / 0	3,200	
Conoco	5 / 0	2,500	
Murphy USA	1 / 1	2,100	
Phillips 66	15 / 0	2,500	
QuikTrip	33 / 0	4,800	
Sinclair	2 / 0	2,000	
Valero	3 / 0	3,200	
<b>Craft Fabric Stores</b>			
Hobby Lobby	2 / 0	68,500	
Jo-Ann	2 / 0	24,300	
Michaels	1 / 0	23,600	
<b>Dealerships</b>			
Cadillac	1 / 0		
Chevrolet	5 / 0		
Chrysler	2 / 0		
Dodge	2 / 0		
FIAT	1 / 0		
Ford	3 / 0		
GMC	1 / 0		
Honda	1 / 0		
Hyundai	1 / 0		
Jeep	2 / 0		
Kia	1 / 0		
Lincoln	1 / 0		
Mazda	1 / 0		
Mitsubishi	1 / 0		
Nissan	1 / 0		
RAM	2 / 0		
Toyota	1 / 0		
<b>Dental</b>			
Affordable Dentures	1 / 0	4,100	
Aspen Dental	1 / 0	3,500	
Pacific Dental Services	1 / 0	3,200	
Smile Brands Group	2 / 0	3,500	

<b>Goddard, Kansas 20mi Radius</b>	<b>Site / Market Locations</b>	<b>Avg Square Footage</b>	<b>Closest Location</b>
<b>Department Stores</b>			
Dillard's	2 / 0	92,400	
JCPenney	2 / 0	75,000	
<b>Discount Department Stores</b>			
Burlington Coat Factory	2 / 0	70,500	
David's Bridal	1 / 0	10,000	
Kohl's	3 / 0	84,200	
Marshalls	1 / 0	28,500	
Ollies Bargain Outlet	3 / 0	30,000	
Ross	4 / 0	28,300	
Target	3 / 0	113,100	
TJ Maxx	3 / 0	33,400	
Wal-Mart Supercenter	7 / 1	189,700	
<b>Dollar Stores</b>			
Big Lots	1 / 0	31,200	
Dollar General	37 / 0	9,600	
Dollar Tree	18 / 0	11,800	
Family Dollar	9 / 0	9,400	
Family Dollar   Dollar Tree	1 / 0	12,100	
Five Below	3 / 0	10,000	
<b>Drug Stores</b>			
CVS	7 / 0	13,400	
GNC	2 / 0	1,700	
Vitamin Shoppe	1 / 0	3,600	
Walgreens	16 / 0	14,800	
<b>Education</b>			
College	4 / 0		
Cosmetology and Barber	4 / 0		
Day Care	227 / 3		
High School	22 / 1		
High School (Private)	2 / 0		
Junior College	3 / 0		
PK - 8	130 / 6		
PK - 8 (Private)	31 / 1		
Trade Schools	1 / 0		
<b>Entertainment</b>			
AMC	1 / 0	39,300	

<b>Goddard, Kansas 20mi Radius</b>	<b>Site / Market Locations</b>	<b>Avg Square Footage</b>	<b>Closest Location</b>
Bowlero	2 / 0	41,100	
Chuck E. Cheese's	1 / 0	12,400	
Regal	1 / 0	49,000	
Round 1	1 / 0	51,100	
Theatres	8 / 0		
<b>EV Charging Stations</b>			
ChargePoint	8 / 0		
Electrify America	1 / 0		
Independent	8 / 0		
Tesla	2 / 0		
<b>Eyewear</b>			
LensCrafters	2 / 0	4,600	
Visionworks	1 / 0	3,800	
Warby Parker	1 / 0	2,400	
<b>Fitness</b>			
Anytime Fitness	1 / 0	5,100	
Club Pilates	1 / 0	1,500	
Fit Body Boot Camp	1 / 0	3,600	
Orangetheory Fitness	3 / 0	3,700	
Planet Fitness	6 / 0	24,600	
Pure Barre	1 / 0	1,700	
YMCA	8 / 0	41,600	
<b>Furniture Household</b>			
Aarons	1 / 0	9,000	
American Freight	1 / 0	32,300	
Ashley Furniture	1 / 0	42,700	
At Home	1 / 0	121,000	
Ethan Allen	1 / 0	17,700	
Havertys	1 / 0	53,500	
HomeGoods	1 / 0	30,400	
Kirklands	1 / 0	8,900	
La-Z-Boy	1 / 0	19,700	
Pottery Barn	1 / 0	13,000	
Rent A Center	6 / 0	5,700	
Slumberland	1 / 0	37,400	
Sur La Table	1 / 0	6,100	
Williams-Sonoma	1 / 0	6,600	

<b>Goddard, Kansas 20mi Radius</b>	<b>Site / Market Locations</b>	<b>Avg Square Footage</b>	<b>Closest Location</b>
<b>Grocery Stores</b>			
ALDI	6 / 0	16,600	
Dillon	18 / 0	48,500	
Natural Grocers	2 / 0	17,400	
Neighborhood Market	3 / 0	55,400	
Thriftway Stores	1 / 0	14,300	
Trader Joe's	1 / 0	15,700	
Whole Foods	1 / 0	38,700	
<b>Health Beauty</b>			
Bath & Body Works	5 / 0	3,800	
Claire's	4 / 0	1,300	
Fantastic Sams	3 / 0	2,400	
Great Clips	11 / 0	1,900	
Sally Beauty Supply	4 / 0	2,300	
Sephora	3 / 0	5,700	
Sport Clips	5 / 0	1,400	
ULTA	3 / 0	11,300	
<b>Health Care</b>			
Advanced Heart Failure And Transplant Cardiology	1 / 0		
Allergy and Immunology	1 / 0		
Anesthesiology	15 / 0		
Audiologist	9 / 0		
Cardiac Electrophysiology	7 / 0		
Cardiac Surgery	2 / 0		
Cardiovascular Disease	27 / 0		
Certified Nurse Midwife	2 / 0		
Certified Registered Nurse Anesthetist	18 / 0		
Chiropractic	69 / 2		
Clinical Nurse Specialist	6 / 0		
Clinical Psychologist	33 / 0		
Clinical Social Worker	59 / 0		
Colorectal Surgery	3 / 0		
Critical Care	8 / 0		
Dermatology	5 / 0		
Diagnostic Radiology	13 / 0		
Dialysis Centers	10 / 0		
Emergency Medicine	9 / 0		

<b>Goddard, Kansas 20mi Radius</b>	<b>Site / Market Locations</b>	<b>Avg Square Footage</b>	<b>Closest Location</b>
Endocrinology	4 / 0		
Family Practice	72 / 0		
Gastroenterology	5 / 0		
General Practice	2 / 0		
General Surgery	18 / 0		
Geriatric Medicine	2 / 0		
Geriatric Psychiatry	2 / 0		
Hand Surgery	2 / 0		
Hematology and Oncology	3 / 0		
Hospitalist	7 / 0		
Infectious Disease	2 / 0		
Internal Medicine	43 / 0		
Interventional Cardiology	9 / 0		
Interventional Radiology	1 / 0		
Maxillofacial Surgery	3 / 0		
Nephrology	15 / 0		
Neurology	5 / 0		
Neurosurgery	5 / 0		
Nuclear Medicine	1 / 0		
Nurse Practitioner	129 / 0		
Obstetrics and Gynecology	18 / 0		
Occupational Therapy	13 / 0		
Ophthalmology	10 / 0		
Optometry	59 / 1		
Oral Surgery	1 / 0		
Orthopedic Surgery	16 / 0		
Osteopathic Manipulative Medicine	1 / 0		
Otolaryngology	7 / 0		
Pain Management	5 / 0		
Pathology	6 / 0		
Pediatric Medicine	17 / 0		
Physical Medicine and Rehabilitation	8 / 0		
Physical Therapy	46 / 1		
Physician Assistant	91 / 0		
Plastic and Reconstructive Surgery	8 / 0		
Podiatry	21 / 1		
Psychiatry	23 / 0		

<b>Goddard, Kansas</b>	<b>Site / Market</b>	<b>Avg Square</b>	<b>Closest Location</b>
<b>20mi Radius</b>	<b>Locations</b>	<b>Footage</b>	
Pulmonary Disease	10 / 0		
Radiation Oncology	7 / 0		
Registered Dietitian or Nutrition Professional	10 / 0		
Rheumatology	6 / 0		
Sleep Laboratory and Medicine	1 / 0		
Speech Language Pathologist	4 / 0		
Sports Medicine	4 / 0		
Surgical Oncology	1 / 0		
Thoracic Surgery	1 / 0		
Urgent Care	4 / 0		
Urology	5 / 0		
Vascular Surgery	2 / 0		
<b>Home Improvement</b>			
ABC Supply Co. Inc.	2 / 0	40,000	
Ace Hardware	9 / 1	16,200	
Builders FirstSource	2 / 0	43,200	
Do It Best	4 / 0	16,200	
Floor & Decor	1 / 0	77,000	
Harbor Freight Tools	3 / 0	17,100	
Home Depot	2 / 0	120,600	
Lowe's	3 / 0	141,200	
Menard's	2 / 0	194,500	
Northern Tool	1 / 0	23,800	
Sherwin-Williams	10 / 0	7,300	
Sutherlands	1 / 0	71,400	
Tractor Supply Company	1 / 0	26,300	
True Value	2 / 0	12,800	
<b>Hotels</b>			
Aloft	1 / 0	14,400	
Autograph Collection	1 / 0	25,200	
Best Western Hotels	2 / 0	20,400	
Best Western Plus	2 / 0	19,200	
Candlewood Suites	1 / 0	13,900	
Comfort	2 / 0	14,500	
Comfort Suites	1 / 0	14,700	
Country Inns & Suites	1 / 0	16,400	
Courtyard	2 / 0	20,700	



# Void Analysis



<b>Goddard, Kansas 20mi Radius</b>	<b>Site / Market Locations</b>	<b>Avg Square Footage</b>	<b>Closest Location</b>
Days Inn	1 / 0	12,900	
Days Inn & Suites	1 / 0	17,600	
DoubleTree	1 / 0	42,500	
Drury Hotels	1 / 0	20,600	
Extended Stay America	4 / 0	18,000	
Fairfield Inn and Suites	2 / 0	18,200	
Hampton Inn	6 / 1	18,300	
Hawthorn Suites	2 / 0	17,200	
Hilton	1 / 0	25,600	
Hilton Garden	2 / 0	23,700	
Holiday Inn	1 / 0	27,600	
Holiday Inn Express	4 / 0	16,400	
Home2	1 / 0	15,900	
Homewood	1 / 0	25,800	
Howard Johnson	1 / 0	24,600	
Hyatt Place	1 / 0	17,800	
Hyatt Regency	1 / 0	68,900	
La Quinta Inn & Suites	1 / 0	24,600	
MainStay Suites	1 / 0	17,700	
Marriott	1 / 0	24,300	
Motel 6	3 / 0	24,300	
Quality	1 / 0	15,700	
Red Roof Inn	2 / 0	28,900	
Rodeway	1 / 1	11,400	
Sleep	2 / 0	13,100	
Springhill Suites	1 / 0	17,000	
Super 8	5 / 0	12,300	
Towneplace Suites	1 / 0	15,700	
Wingate	1 / 0	16,200	
Wyndham Garden	1 / 0	35,800	
<b>Jewelry</b>			
Helzberg Diamonds	2 / 0		
Kay Jewelers	2 / 0		
Kendra Scott	1 / 0		
Pandora	1 / 0		
Zales	1 / 0		
<b>Massage</b>			

<b>Goddard, Kansas</b>	<b>Site / Market</b>	<b>Avg Square</b>	<b>Closest Location</b>
<b>20mi Radius</b>	<b>Locations</b>	<b>Footage</b>	
European Wax Center	3 / 0	1,400	
Hand and Stone	1 / 0	2,800	
Massage Envy	2 / 0	3,000	
<b>Mattress</b>			
Denver Mattress	2 / 0	14,800	
Mattress Firm	3 / 0	7,000	
Sleep Number	2 / 0	2,900	
<b>Office Supply</b>			
Office Depot	3 / 0	25,100	
<b>Pet Stores</b>			
Pet Supplies Plus	2 / 0	10,300	
Petco	3 / 0	15,900	
Petland	1 / 0	5,800	
PetsMart	2 / 0	22,100	
<b>Restaurants Bakery Bagels</b>			
Auntie Annes	3 / 0		
Crumbl Cookies	2 / 0	1,500	
Nothing Bundt Cakes	1 / 0	2,000	
Panera Bread	5 / 0	5,100	
<b>Restaurants Casual</b>			
Another Broken Egg	1 / 0	4,000	
Applebee's	5 / 0	5,400	
BJ's Restaurant & Brewery	1 / 0	8,800	
Bonefish Grill	1 / 0	6,500	
Buffalo Wild Wings	3 / 0	6,600	
Carrabba's	1 / 0	6,800	
Cheddar's	1 / 0	8,600	
Chili's	2 / 0	5,800	
Chipotle	8 / 0	2,500	
Cracker Barrel	2 / 0	9,900	
Denny's	1 / 0	5,800	
Firebirds	1 / 0	7,900	
Five Guys	3 / 0	2,600	
Fuzzys Taco Shop	3 / 0	4,300	
Golden Corral	1 / 0	11,700	
Huddle House	1 / 0	2,500	
Hurricane Grill and Wings	1 / 0	5,800	

<b>Goddard, Kansas 20mi Radius</b>	<b>Site / Market Locations</b>	<b>Avg Square Footage</b>	<b>Closest Location</b>
IHOP	5 / 0	4,800	
Longhorn Steakhouse	2 / 0	5,900	
Noodles & Company	2 / 0	3,000	
Olive Garden	3 / 0	8,700	
On The Border	2 / 0	7,500	
Outback Steakhouse	1 / 0	6,800	
P.F. Chang's	1 / 0	7,600	
Qdoba	2 / 0	2,900	
Red Lobster	2 / 0	8,400	
Red Robin	2 / 0	5,300	
Texas Roadhouse	1 / 0	7,400	
Twin Peaks	2 / 0	7,000	
Village Inn	4 / 0	5,600	
Walk On's	1 / 0	8,000	
<b>Restaurants Coffee Donuts</b>			
7 Brew	2 / 0	600	
Dunkin' Donuts	7 / 0	2,300	
Dutch Bros Coffee	4 / 0	1,200	
Krispy Kreme	1 / 0	3,600	
Scooters Coffee	10 / 1	700	
Starbucks	24 / 1	1,800	
Winchell's	1 / 0	1,500	
<b>Restaurants Fast Food Major</b>			
Arby's	12 / 0	3,300	
Burger King	16 / 1	4,000	
Chick-fil-A	6 / 0	4,300	
Dairy Queen	9 / 1	1,700	
KFC	8 / 0	3,100	
McDonald's	28 / 1	4,600	
Sonic	18 / 1	2,800	
Taco Bell	17 / 1	2,500	
Wendy's	14 / 0	3,300	
<b>Restaurants Fast Food Minor</b>			
A&W	2 / 0	2,800	
Church's Chicken	4 / 0	1,700	
Fazoli's	2 / 0	3,600	
Freddys	6 / 0	3,600	

<b>Goddard, Kansas</b>	<b>Site / Market</b>	<b>Avg Square</b>	<b>Closest Location</b>
<b>20mi Radius</b>	<b>Locations</b>	<b>Footage</b>	
Long John Silver's	4 / 0	2,600	
Panda Express	3 / 0	2,500	
Popeyes	6 / 0	2,700	
Wing Stop	4 / 0	2,000	
<b>Restaurants Ice Cream Smoothie</b>			
Andys Frozen Custard	3 / 0	2,800	
Baskin-Robbins	2 / 0	2,200	
Braum's	13 / 1	5,100	
Cold Stone Creamery	3 / 0	1,600	
Jamba Juice	1 / 0	1,600	
Smoothie King	4 / 0	1,600	
Tropical Smoothie Cafe	2 / 0	1,700	
<b>Restaurants Pizza</b>			
CiCi's Pizza	1 / 0	5,200	
Domino's Pizza	10 / 0	2,100	
Godfather's Pizza	1 / 0	2,700	
Little Caesars	9 / 0	1,800	
Marco's Pizza	2 / 0	2,000	
Papa Johns	8 / 0	1,500	
Papa Murphy's	4 / 0	1,600	
Pizza Hut	27 / 1	2,800	
Pizza Ranch	1 / 0	5,700	
Sbarro	6 / 0	1,000	
<b>Restaurants Sandwich</b>			
Charley's Grilled Subs	2 / 0	1,900	
Firehouse Subs	4 / 0	2,300	
Jason's Deli	2 / 0	5,200	
Jersey Mike's	3 / 0	14,600	
Jimmy John's	5 / 0	2,000	
McAlister's Deli	2 / 0	5,000	
Mr. Goodcents	2 / 0	2,100	
Schlotzsky's Deli	4 / 0	3,300	
Subway	33 / 1	1,700	
<b>Self Storage</b>			
Extra Space Storage	1 / 0	44,900	
iStorage	8 / 0	53,700	
PODS	1 / 0	75,500	

<b>Goddard, Kansas</b>	<b>Site / Market</b>	<b>Avg Square</b>	<b>Closest Location</b>
<b>20mi Radius</b>	<b>Locations</b>	<b>Footage</b>	
Prime Storage	3 / 0	37,700	
Public Storage	7 / 0	33,500	
U Haul	6 / 0	45,900	
<b>Shoes Footwear</b>			
Boot Barn	2 / 0	11,000	
Famous Footwear	3 / 0	9,700	
FinishLine	1 / 0	5,000	
Fleet Feet	1 / 0	2,000	
Foot Locker	2 / 0	4,000	
Shoe Carnival	2 / 0	12,600	
Shoe Dept Encore	1 / 0	16,000	
Skechers	1 / 0	7,600	
Vans	1 / 0	2,500	
Zumiez	1 / 0	2,800	
<b>Specialty</b>			
BoxLunch	1 / 0	2,000	
Build-a-Bear	1 / 0	2,800	
GameStop	7 / 0	1,700	
Goodwill	8 / 0	24,100	
Guitar Center	1 / 0	15,500	
Hallmark	2 / 0	5,600	
Harley Davidson	1 / 0	27,200	
Party City	2 / 0	13,300	
ReStore	1 / 0	19,700	
Swig	1 / 0		
<b>Sporting Goods</b>			
Academy Sports	1 / 0	71,300	
Champs Sports	2 / 0	3,500	
Dick's	2 / 0	48,700	
Hibbett Sports	1 / 0	7,600	
Play It Again Sports	1 / 0	5,500	
Scheels	1 / 0	80,500	
Sierra	1 / 0	20,400	
The Good Feet Store	1 / 0	2,000	
<b>Wholesale</b>			
Costco	1 / 0	149,900	
Sam's Club	3 / 0	134,000	

Goddard, Kansas	Site / Market Locations	Avg Square Footage	Closest Location
<b>20mi Radius</b>			
<b>Wireless Stores</b>			
AT&T	6 / 0	3,500	
Boost Mobile	10 / 0	1,600	
Cricket	9 / 0	1,600	
MetroPCS	17 / 0	1,900	
T-Mobile	11 / 0	1,800	
Verizon Wireless	4 / 0	3,800	
<b>Worship</b>			
Baptist	41 / 1		
Buddhist	3 / 0		
Christian	30 / 0		
Episcopal	7 / 0		
Lutheran	1 / 0		
Methodist	6 / 0		
Methodist Episcopal	2 / 0		
Mormon	2 / 0		
Muslim	1 / 0		
Other	1 / 0		
Presbyterian	3 / 0		